

# ON-Q\* CATHETER REMOVAL

**DESCRIPTION:** The catheter is a small tube near your incision site that is connected to your infusion pump. The color of the catheter may be clear or golden.

## REMOVAL OF CATHETER


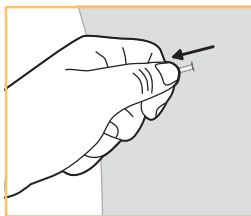
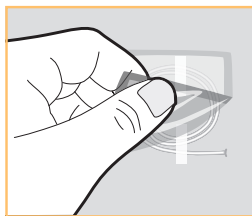
If your doctor has instructed you to remove the catheter, then follow their instructions keeping in mind these key steps:<sup>†</sup>

- Wash your hands thoroughly with soap and warm water. Dry thoroughly.
- Remove the dressing covering the catheter site.
- Remove any skin adhesive strips.
- Grasp the catheter close to the skin, and gently pull on the catheter. It should be easy to remove and not painful. Do not tug or quickly pull on the catheter during removal. If it becomes hard to remove or stretches, then STOP. Call your doctor. Continued pulling could break the catheter.
- Do not cut or pull hard to remove the catheter.

**⚠ WARNING:** *After you remove the catheter, check the catheter tip for the black marking to ensure the entire catheter was removed. Call your doctor if you don't see the black marking.*

- *Place a dressing over the catheter site as instructed by your doctor.*

<sup>†</sup> Repeat these steps for other catheter sites if you have more than one catheter.



24-Hour Product Support  
**Hotline: 1-800-444-2728**

myON-Q.com

FACEBOOK.COM/ONQPAINRELIEF

TWITTER.COM/ONQPAINRELIEF

# IMPORTANT INFORMATION

Things to be aware of when using the ON-Q\* Pain Relief System

**⚠ WARNING:** *The following symptoms may represent a serious medical condition. Immediately close the clamp on the pump tubing and call your doctor or 911 in case of an emergency to prevent serious patient injury.*

- Increase in pain
- Fever, chills, sweats
- Bowel or bladder changes
- Difficulty breathing
- Redness, warmth, discharge or excessive bleeding from the catheter site
- Pain, swelling or a large bruise around the catheter site
- Dizziness, lightheadedness
- Blurred vision
- Ringing, buzzing in your ears
- Metal taste in your mouth
- Numbness and/or tingling around your mouth, fingers or toes
- Drowsiness
- Confusion

## NUMBNESS

Be aware that you may experience loss of feeling at and around the surgical area. If numbness occurs, take proper measures to avoid injury. Be careful when placing hot or cold items on a numb area.

## ⚠ CAUTIONS

- Do not reuse.
- Protect the pump and catheter site from water according to your doctor's instructions.

There are inherent risks in all medical devices. Please refer to the product labeling for **Indications, Cautions, Warnings** and **Contraindications**. Failure to follow the product labeling could directly impact patient safety. Physician is responsible for prescribing and administering medications per instructions provided by the drug manufacturer. Refer to [www.avanospainmanagement.com](http://www.avanospainmanagement.com) for additional product safety Technical Bulletins.

For more information please visit: [avanospainmanagement.com](http://www.avanospainmanagement.com)  
Call 1-800-448-3569 in the United States and Canada.

# AVANOS

[avanospainmanagement.com](http://www.avanospainmanagement.com)



Rx only.

\*Registered Trademark or Trademark of Avanos Medical, Inc., or its affiliates.

© 2018 AVNS. All rights reserved.

MK-00456\_Rev1 12/2014